

مزدوج 300 رطل LED قفل باب مغناطيسي

مزدوج 300 رطل كتلة مغناطيسية LED قفل باب مغناطيسي

Electromagnetic Lock



**High Quality and Security 180kg
300lbs Surface Mounted Single
Doors Electric Magnetic Lock
for Access Control Smart Lock**

**Magnetic lock with 300lbs (180kg)
holding force for single door**

Product Parameter	Parameter Description
Lock Size :	170x40x21mm
Armature plate:	190Lx190Lx45Wx11H(mm)
Holding Force :	180kg (300Lbs)
Input Voltage :	12/24VDC Dual Voltage
Suitable for door:	Wooden door , Glass door ,Metal door , Fireproof door
Singal Output :	Lock singal Status NO/NC/COM/+/-
Feature:	Fail Safe, Timer delay, feedback signal, 12V/24VDC dual voltage
LED:	Red shows unlocked, Green shows locked
Weight:	1.4kgs
Certification:	CE /MA

Product Description



STANDARD INSTALLATION STEPS

Professional guidance, Rest assured



1 Fold the plate to 90° .



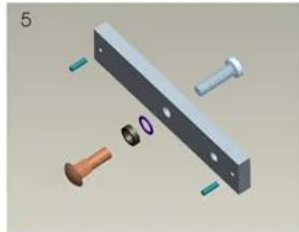
2 Close the door first, then place the upper side of template on door frame, while adjust the left side next to the door leaf.



3 Mark screw positions of armature plate and magnetic lock on door leaf and door frame respectively.



4 Drill holes based on the marked positions.



5 Make a combination based on the picture.



6 Strike the pin into the armature plate slightly (to avoid movement).



7 Make a combination based on the picture (add washer accordingly). The rubber ring must be added.



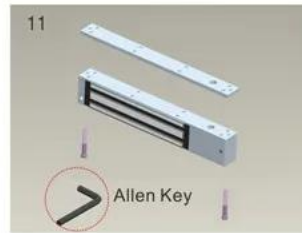
8 Place the rubber ring between armature plate and door leaf.



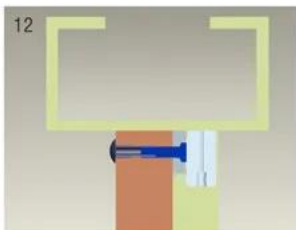
9 Use Allen key to remove the mounting plate from lock body.



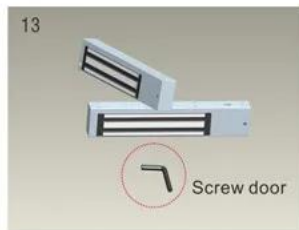
10 Fix the mounting plate on the door frame according to the holes drilled earlier.



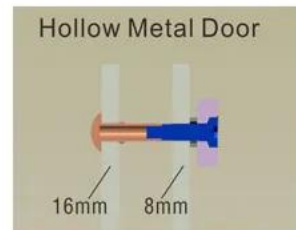
11 Use Allen key to screw the lock body on the mounting plate.



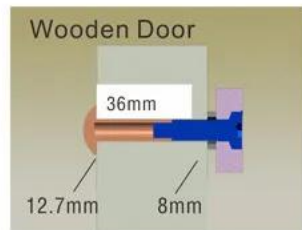
12 Close the door to test holding force. The angle between armature plate and magnetic lock can be adjusted by adding or reducing washers.



13 After all the appropriate procedures, the holding force can be maximized. Finally, fix the tamper screw.



Hollow Metal Door
Drill a hole
Inside: Diameter is 8mm
Outside: Diameter is 16mm



Wooden Door
Drill a hole
Inside: Diameter is 8mm
Outside: Diameter is 12.7mm



Metal Surface Door
6.8mm for M8-1.25thread
Inside: Drill a hole diameter is 8mm folding the plastic straight pin

Notice:

Thickness of Door Leaf:

350LBS: 44mm 600LBS: 50mm
800LBS: 48mm 1200LBS: 46mm

Packing & Delivery



Shipping Way

We have strong cooperation with DHL, FEDEX, TNT, UPS, EMS, Forwarder by SEA and By AIR You also can choose your own shipping forwarder.

Packaging

Magnetic Lock packaging: 1unit per box, 10pcs per carton,

Carton size : 26*26*10cm , Gross Weight :46kg. 50 cartons per pallet



1. 我们提供 24 小时在线客服，您可以通过以下方式联系我们：
2. 您可以通过以下方式联系我们：
3. OEM / ODM 服务
4. fashion 产品，我们提供定制服务，包括设计、打样、生产等。
5. 我们的服务网络覆盖全球，包括：
6. 我们的服务网络覆盖全球，包括：
7. T / T 付款方式，我们提供灵活的付款方案。
8. DHL, FEDEX, TNT, UPS, EMS, Forwarder by SEA, By AIR 等多种物流方式。
我们提供定制化的物流解决方案，以满足您的不同需求。