


0
0
0
*
1
7
2
*
7
m
m
A
C
0
0
V
-
2
4
V
0
0
E
W
0
0
D
C
0
0
V
;
/
n
c
.
E
0
0
S
.

0000




External terminal



External wiring port for easy wiring, easy to use, save installation time

Remote control module slot


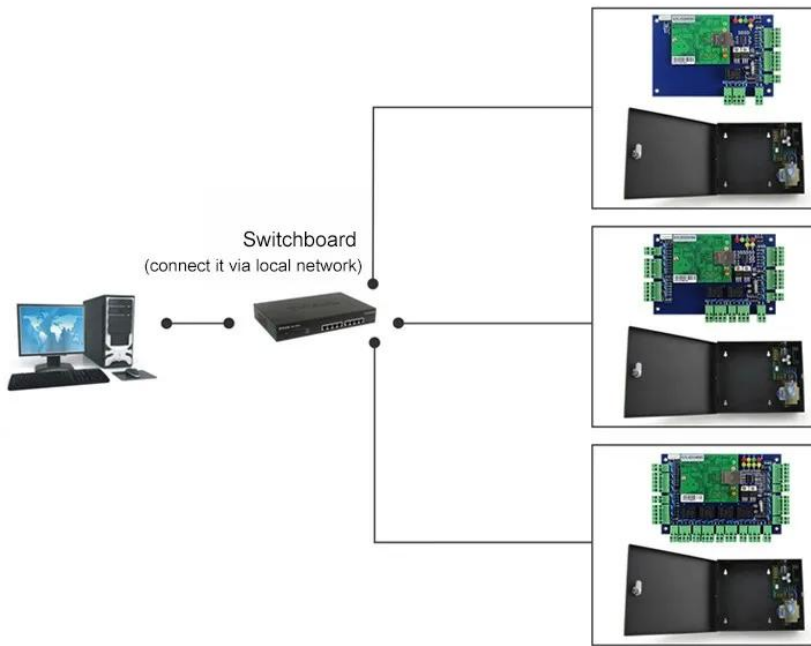


The access control power board slot design can insert the remote control module into the slot and unlock it with one button.

For strong current

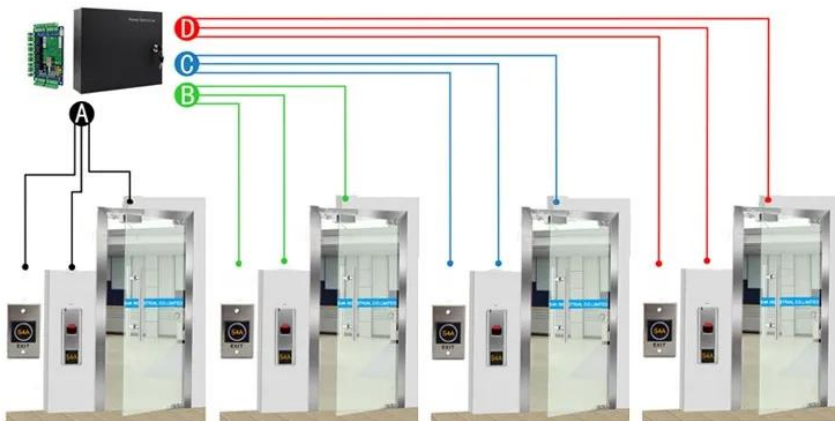


Ordinary access control power supply provides 1.5-1.8A current output, 208K 5A access control power supply provides 5A current output



Kindly remind:

All network control board must configure with access power supply.
1 board for 1 power supply



ACM-WEG04

Four doors 1 way: Control 4doors (Enter by Swipe cards and Exit by Push button)



ACM-K2A / B.

□□□LED□□□□Release□□□□



ACM-Y280

□□□□□□280kg / 600□□



ACM-Y806-5A

□□□□□□□□5A



ACM225

RFID 12kHz



ACM-210

RFID Wiegand



ACM26x.

125KHz EM RFID
115mm x 75.5mm x 16.8mm



ACM Goldbridge

RFID 20 RFID RFID RFID RFID
RFID

