280kgs / 600lbs[illegible]

600[illegible]12[illegible]24 VDC[illegible]

[illegible] 5 6 [illegible] 1 8 [illegible] 2 8 [illegible]

12/24VDC 12V/5mA*2 12/25mA*2 ≤+24°C

□ □□□□LED□□□□□□□□□□□□12V/24VDC□□□-10□+55℃□□□□□□□□□5□□

□□□□

*□□□□□□280kgx2,600□x2□
*□□□12□24 VDC□□□□□
*□□□□□□□□□12VDC□
* MOV□□□□□□□□□
*□□□□□□□□
*□□□□□□□□□□□□□□
*□□□□□□□□
*□□□□□□□□□□□□□
*□□CE□□□□□□□□MA□□□

□□□□□□□OEM / ODM

□□□□□□LED□□□□□□□□□□□ □□□□□□□□□□□□□ □□□□□□□□□
ACM-Y280D□□□□□□ PCB□□□□□□□□□□□12v□24v□□□□7□□□□□□□□□□□□□□□PCB□□□□□□□□□□□□□□□□□□□□□□
□□□□□□□□□□□□□□□□□□□□□



□□□□□

-□□□□□□□□□□□□□□□□□□□□□□□□□□□□ACM Goldbridge□□□□□□□□2□□□□
-□□□□□□□□□□□ACM Goldbridge□□□□□□□□□
-□□□□□□□□□□□□□□□□□□□

□□□

STANDARD INSTALLATION STEPS

Professional guidance, Rest assured

Steps

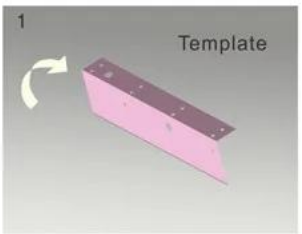

Fold the plate to 90° .

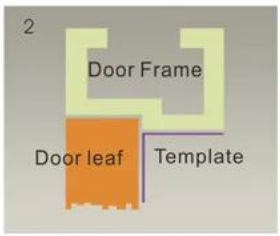

Close the door first, then place the upper side of template on door frame, while adjust the left side next to the door leaf.

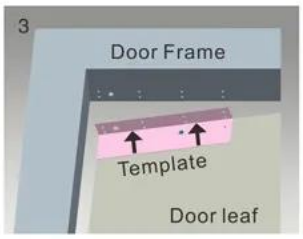

Mark screw positions of armature plate and magnetic lock on door leaf and door frame respectively.

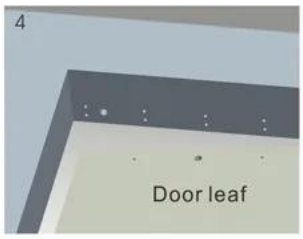

Drill holes based on the marked positions.

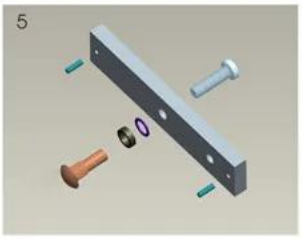

Make a combination based on the picture.

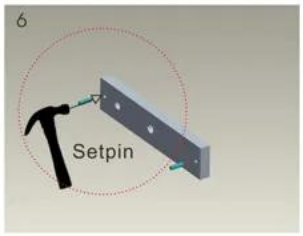

Strike the pin into the armature plate slightly (to avoid movement).

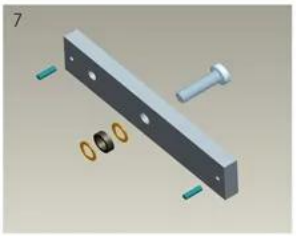

Make a combination based on the picture(add washer accordingly). The rubber ring must be added.

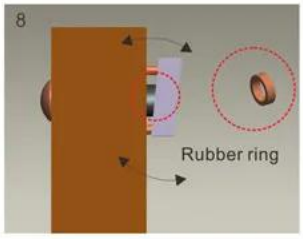

Place the rubber ring between armature plate and door leaf.

Use Allen key to remove the mounting plate from lock body.

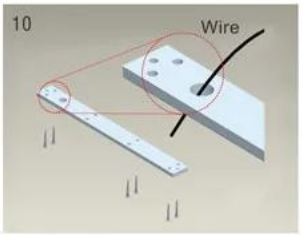

Fix the mounting plate on the door frame according to the holes drilled earlier.

Use Allen key to screw the lock body on the mounting plate.

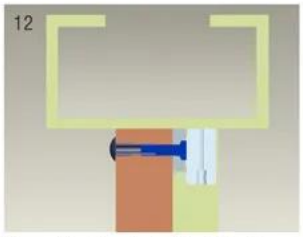

Close the door to test holding force. The angle between armature plate and magnetic lock can be adjusted by adding or reducing washers.

After all the appropriate procedures, the holding force can be maximized. Finally, fix the tamper screw.

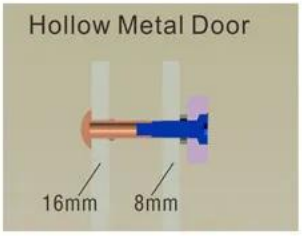

Drill a hole
Inside: Diameter is 8mm
Outside: Diameter is16mm

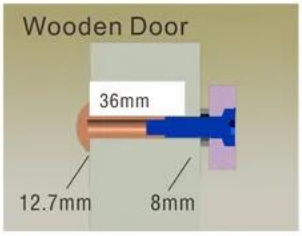

Drill a hole
Inside: Diameter is 8mm
Outside: Diameter is 12.7mm



Inside:Drill a hole diameter is 8mm folding the plastic straight pin

Notice:

Thickness of Door Leaf:

350LBS: 44mm 600LBS: 50mm

800LBS: 48mm 1200LBS: 46mm

□□□□□

□□□□
□□□DHL□FEDEX□TNT□UPS□EMS□SEA□AIR□□□□□□□□□□□□□□
□□□□□□□□□□□□□□□□

□□
□□□□□□□□□1□□□□5□□
□□□□□35 * 30 * 16cm□□□□25kg□

You may need

ACM-Y280N

□□□□□□280kgs / 600lbs□□□□□□□□□□□□□□□□□□□□|□□□

ACM-Y180

□□□□□180kg / 300lbs□□□□2□□□□□□□□□□□□□□□□□□□□□□□□□□

ACM-Y280

280kg□600lbs□□□□□□□□□□□□□□□□□□□□□□□□□□□□

□□□□

ACM-Y280-L

L 280kg / 350kg□□□□□

ACM-Y180ZL

ZL 180kg / 300lbs□□□□□

ACM-Y280-ZL

ZL□□□□280Kg / 350Kg□□□

□□□□□

1□□□□□□□24□□□□□
2□□□□□□□□□□□□□□□□□□□□□□□□□□□
3□OEM / ODM□□
4□□□□□fashin□□□□□□□□□□□□□□□□□□□
5□□□□□□
1□□□□□□□□□□□□□□□□□□□□□□□□
2□□□□□□□□□□□□□□□
3□□□□□□□□□□□□□□□□□□□□□□□2-3□□□
6□□□□□ □□□□□□□1□5□□□□□□□□7□30□
7□□□□□□ □□□□□□□□□□□□□□T / T□Western Union□Paypal□
8□□□□ □□□DHL□FEDEX□TNT□UPS□EMS□SEA□AIR□□□□□□□□□□□□□□□□□□□□□□□□□□□□

□□□□

□□1.□□□□□□□

□□

□□2□□□□□□□□□□□

□□□□□□□□□□Paypal□□□□□□
□□□□□□□□□□□□□□□DHL□FedEx□TNT UPS□□

□□3.□□□□□□□□□□□□□□

□□□□□□□□□□□□□□□□□□□□□□□□□

□□4□□□□□□□□□□□□□

□□□□□□□□□□□□□□□35,000□□3-7□□□□100,000□□7-15□

□□5□□□□□□□□□□□

□□□□□□□□□□□□□□□□□□□□□□□□□□□□□□□□OEM□□□

□□6□□□□□□□□□□□□

□□□□□20□□□□□□RFID□/ NFC□□/ RFID□□/ RFID□□□RFID□□□□□□□□□□□□□□□□