

Product Details:

1. Cycle test: up to 500,000 cycles
2. Hydraulic oil: low-temperature resistance to -45°C
3. Rocker arm: made of good quality carbon steel material, not easily deformed or broken
4. Surface: double painted with anti-corrosion material, 96 hours corrosion resistance
5. Power Size EN4/5
6. Positioning Function Optional
7. Back-check function Optional
8. Manufactured under strict observation of EN1154 standard
9. Precise sealed, preventing oil leakage
10. High quality die-casting aluminum alloy, protected with two-layer bright paint.
11. Two hydraulic press valves controlling two stage doors closing automatically.
12. It can be installed on the door plate or installed on the doorframe.

Material	Aluminum alloy
Door Weight	50~65KG
Door Width	1000mm
Finish	Electrostatic paint
Speed adjustment	Two stages of adjustable speed
Temperature	-40°C~80°C, -60°C~80°C
Function	90° hold-open and Automatic (Factory default is Automatic)
Warranty	300000 times; 500000 times
Dimensions	175x65x40mm

DOOR CLOSER

Close automatically, fast or slow

ON: 0052 9078 5104 FAX: 0052 9078 5105 WWW: WWW.MAGNUM-DOORS.COM EMAIL: INFO@MAGNUM-DOORS.COM
PRELIMINARY MODEL - AREA: 1000mm x 1000mm - WEIGHT: 10kg - MATERIAL: ALUMINUM - FINISH: POLISHED
LOAD: 100kg - SPEED: 10mm/s - ADJUSTABLE: YES - MOUNTING: WALL MOUNTED - DIMENSIONS: 100mm x 100mm x 100mm



1. First determine the weight of the door



2. Determine the material of the door

Be applicable:

Anti-theft doors, wooden doors, aluminum alloy doors, steel doors, iron doors, fire doors and various styles of door frames (can be fixed with screws), door closers are not divided into left and right.



3. Confirm whether the door and the door frame are on the same plane



The door and the door frame are on the same plane, which can be directly applied

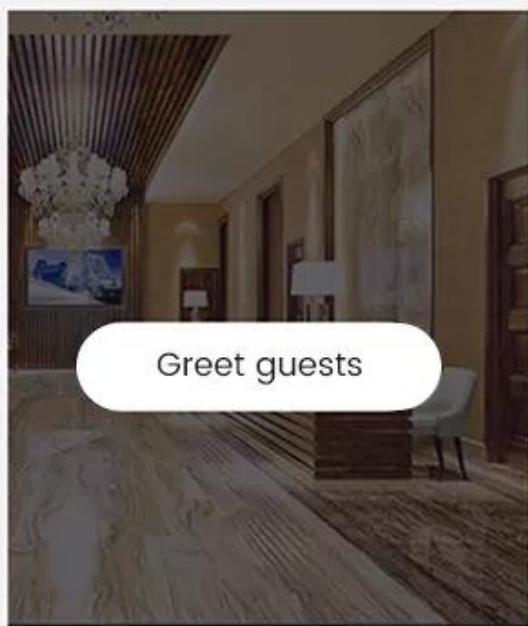
If the door difference is **more than 5cm**, you need accessories, please contact me

4. Automatic or positioning



Automatic door closer

When the door is opened, it will automatically close, with good safety performance, suitable for scenes that need to be closed in time, such as fire doors, fire doors, and building doors.




Positioning door closer

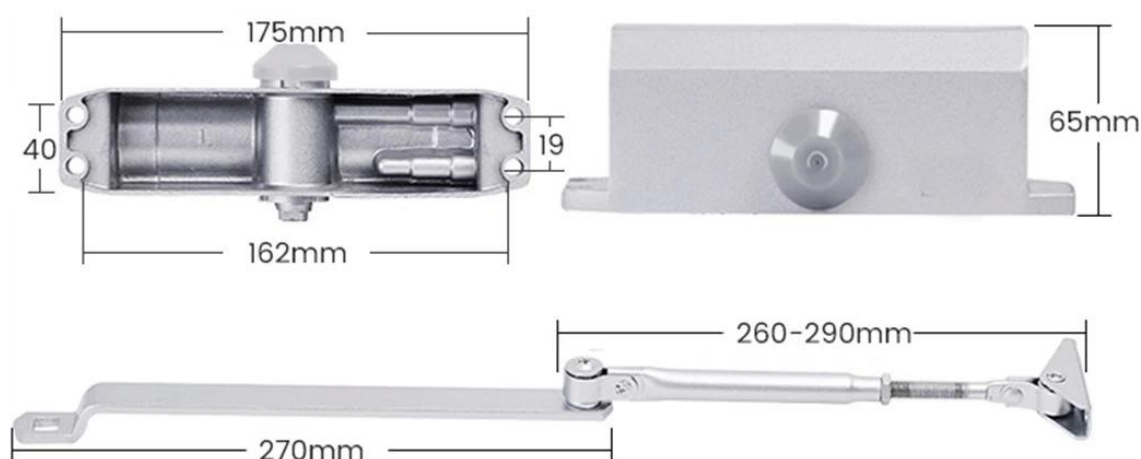
When the door is opened more than 90 degrees, the door closer will be set at 90 degrees, and then it will be closed after another push. It is suitable for long-time door opening such as picking up guests and delivering goods




► DL-45 Door Weight: 20-45kg



► DL-60 Door Weight: 50-65kg



► DL-80 Door Weight: 65-85kg



FAQ

High quality door closer for automatically door close gently

Q:Can you make our logo?

A:Yes, we offer OEM service, we could print it according to your design.

Q:What's the MOQ?

A:500pcs. For details, please contact us.

Q:What's the sample time and lead time for mass productions?

A:Normally, sample lead time is 1-2 days, Mass (5000pcs) production lead time is about 7days.

Q:What's the payment term?

A: We accept T/T, Western Union and Paypal. Full prepaid for small orders and 30% deposit and balance 70% before shipping for big quantity.

Q:What's the shipping method?

A: By express(Fedex,DHL, UPS and TNT, etc.) By sea or by air.