

- ✓ Thick aluminum alloy
- ✓ strong and sturdy
- ✓ Electronically
- ✓ controlled magnetic force
Anti-theft

Magnetic lock

280kg

Alloy Lock Body Excellent Craftsmanship



DETAILS

01

Alloy lock body

The lock body is made of high-quality aluminum alloy. Robust and classic design
Fine workmanship made of aluminum alloy material,
High strength and durability



02

Anti-theft device

The access control magnetic lock is equipped with a screw wrench for security. When the magnetic lock is installed outdoors, in the locked state, people outside will also remove it for safety and peace of mind.

03

Suction patch

Using precision components,
each magnetic lock is
Tested by precision instruments,
good performance,
Stable quality and guaranteed
after sales.



04

Stable suction

This magnetic lock has a pull-
ing force of 280kg, which is
stable and durable, safe and
reliable.



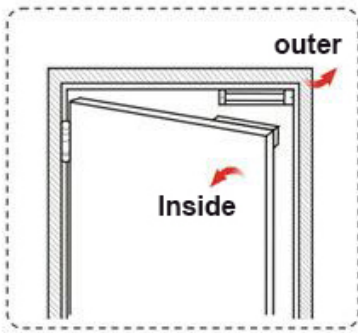
06

Lock indicator

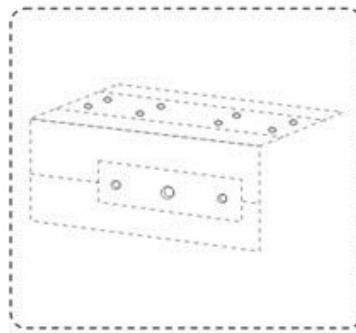
Under normal conditions,
the red light is off
Red light on means locked



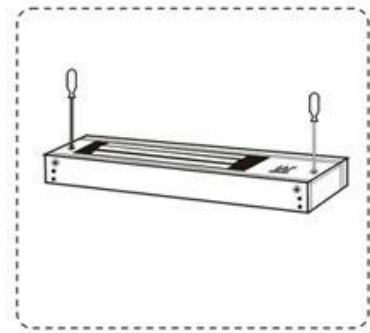
Magnetic lock external opening installation step diagram



Opening method →



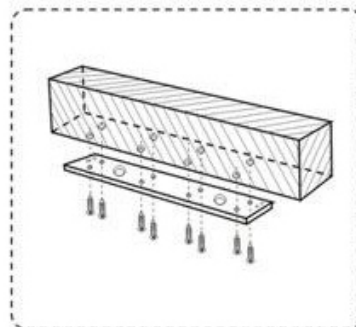
1. Standard hole bitmap



2. Use a screwdriver to unscrew the anti-removal screws.



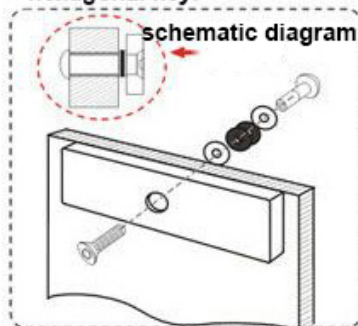
3. Separate the lock body and the connecting plate with a hexagonal key.



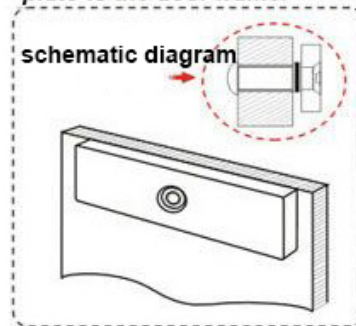
4. Find the appropriate position and attach the connecting plate to the door frame.



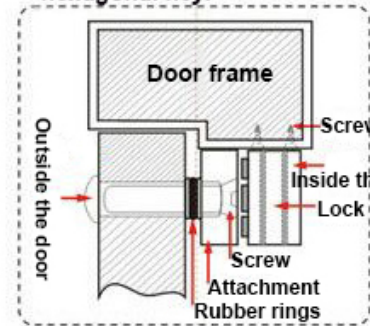
5. Secure the lock body and connecting plate with a hexagonal key.



6. Install the attachment plate, first pad the gasket and rubber ring, and arrange them in order.



7. Fix it with screws, the effect is as shown in the figure.



8. Final effect diagram.