

Descrizione del prodotto

Serratura magnetica a LED doppia porta 300 libbre

Serratura magnetica a LED doppia porta 300 libbre Blocco magnetico



| Product Parameter | Parameter Description |
|--------------------|---|
| Lock Size : | 170x40x21mm |
| Armature plate: | 190Lx190Lx45Wx11H(mm) |
| Holding Force : | 180kg (300Lbs) |
| Input Voltage : | 12/24VDC Dual Voltage |
| Suitable for door: | Wooden door , Glass door ,Metal door , Fireproof door |
| Singal Output : | Lock singal Status NO/NC/COM/+/- |
| Feature: | Fail Safe, Timer delay, feedback signal, 12V/24VDC dual voltage |
| LED: | Red shows unlocked, Green shows locked |
| Weight: | 1.4kgs |
| Certification: | CE /MA |

Product Description



STANDARD INSTALLATION STEPS

Professional guidance, Rest assured



1 Fold the plate to 90° .



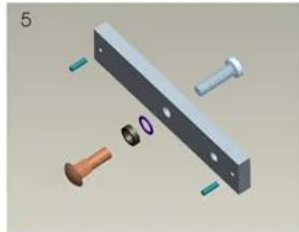
2 Close the door first, then place the upper side of template on door frame, while adjust the left side next to the door leaf.



3 Mark screw positions of armature plate and magnetic lock on door leaf and door frame respectively.



4 Drill holes based on the marked positions.



5 Make a combination based on the picture.



6 Strike the pin into the armature plate slightly (to avoid movement).



7 Make a combination based on the picture (add washer accordingly). The rubber ring must be added.



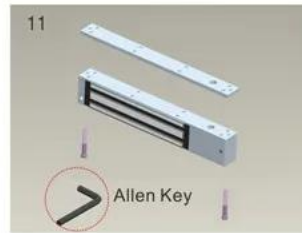
8 Place the rubber ring between armature plate and door leaf.



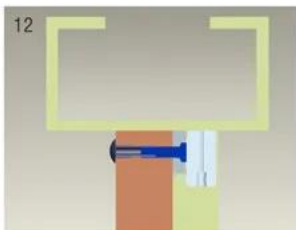
9 Use Allen key to remove the mounting plate from lock body.



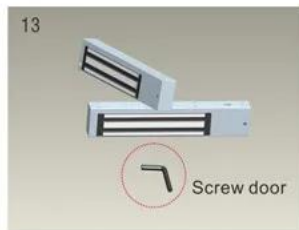
10 Fix the mounting plate on the door frame according to the holes drilled earlier.



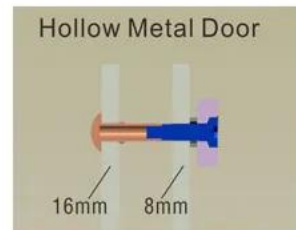
11 Use Allen key to screw the lock body on the mounting plate.



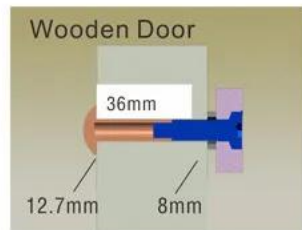
12 Close the door to test holding force. The angle between armature plate and magnetic lock can be adjusted by adding or reducing washers.



13 After all the appropriate procedures, the holding force can be maximized. Finally, fix the tamper screw.



Hollow Metal Door
Drill a hole
Inside: Diameter is 8mm
Outside: Diameter is 16mm



Wooden Door
Drill a hole
Inside: Diameter is 8mm
Outside: Diameter is 12.7mm



Metal Surface Door
6.8mm for M8-1.25thread
Inside: Drill a hole diameter is 8mm folding the plastic straight pin

Notice:

Thickness of Door Leaf:

350LBS: 44mm

600LBS: 50mm

800LBS: 48mm

1200LBS: 46mm

Packing & Delivery



Shipping Way

We have strong cooperation with DHL, FEDEX, TNT, UPS, EMS, Forwarder by SEA and By AIR You also can choose your own shipping forwarder.

Packaging

Magnetic Lock packaging: 1unit per box, 10pcs per carton,

Carton size : 26*26*10cm , Gross Weight :46kg. 50 cartons per pallet

Nostro servizio

- 1, tutte le richieste riceveranno risposta entro 24 ore
- 2, produttore e fornitore professionale, benvenuto per visitare il nostro sito Web e la nostra fabbrica
- 3, OEM / ODM disponibili
- 4, alta qualità, design fashion, prezzo ragionevole e competitivo, tempi di consegna rapidi
- 5, servizio post-vendita:
 - 1), Tutti i prodotti saranno stati rigorosamente controllati in casa prima dell'imballaggio
 - 2), Tutti i prodotti saranno ben imballati prima della spedizione
 - 3), Tutti i nostri prodotti hanno una garanzia di 2-3 anni se il danno non è causato dall'uomo
- 6, consegna più veloce : Circa 1 ~ 5 giorni per l'ordine del campione, 7 ~ 30 giorni per l'ordine all'ingrosso
- 7, pagamento: Puoi pagare l'ordine tramite: T / T, Western Union, Paypal
- 8, spedizione: Abbiamo una forte collaborazione con DHL, FEDEX, TNT, UPS, EMS, Forwarder by SEA e By AIR, puoi anche scegliere il tuo spedizioniere.