

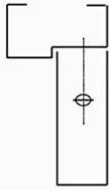
□□□□OEM/ODM□□□□

T TYPE BOLT LOCK

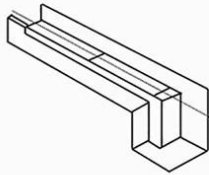
Fail-safe, Delay function



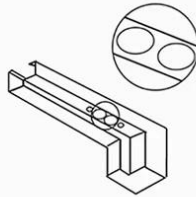
INSTALLATION STEPS



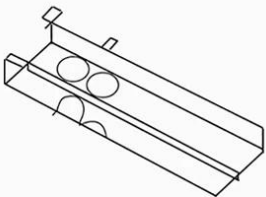
1. Door and door identification center point



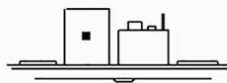
2. Place the hole on the sticker



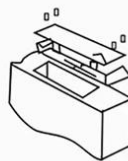
3. Use a hole opener to open the lock hole



4. Mount the mounting hole with the lock body and lock the screw



5. Aim the sensor plate at the lock body to make sure it can be locked



6. The sensor plate is fixed for testing

PRODUCT FEATURES



METAL LOCK BODY

Mini Size



ACM-Y280

□□□□□□□□ (280kg/600□□□)

ACM-Y131

□□□□□□□□□□□□ (NC/NO) □□□□□□□□

□□PVC □□□

ACM-Y066


□□□□□□□□□□□□□□□□□□□□□□□□□□

□□□□□□: 130x98x41mm□□□□

- 1) 24小時服務熱線
- 2) 專業技術支持
- 3) OEM/ODM服務
- 4) 產品品質保證
- 5) 服務範圍:

 - 1) 全球範圍
 - 2) 專業技術支持
 - 3) 24小時服務熱線

- 6) 服務時間: 1~5點, 7~30點
- 7) 付款方式: T/T, Paypal
- 8) 運輸方式: DHL, FEDEX, TNT, UPS, EMS, SEA, AIR



Q: 1. 關於產品...

A: 關於產品...

Q: 2. 關於產品...

A: 關於產品... T / T, Paypal, Western Union, DHL, FedEx, TNT, UPS

Q: 3. 關於產品...

A: 關於產品...

Q: 4. 關於產品...

A: 關於產品... 5000, 3, 7, 100,000, 7, 15

Q: 5. 關於產品...

A: 關於產品... OEM

Q: 6. 關於產品...

A: 關於產品... 20, RFID, NFC, RFID, RFID, 1