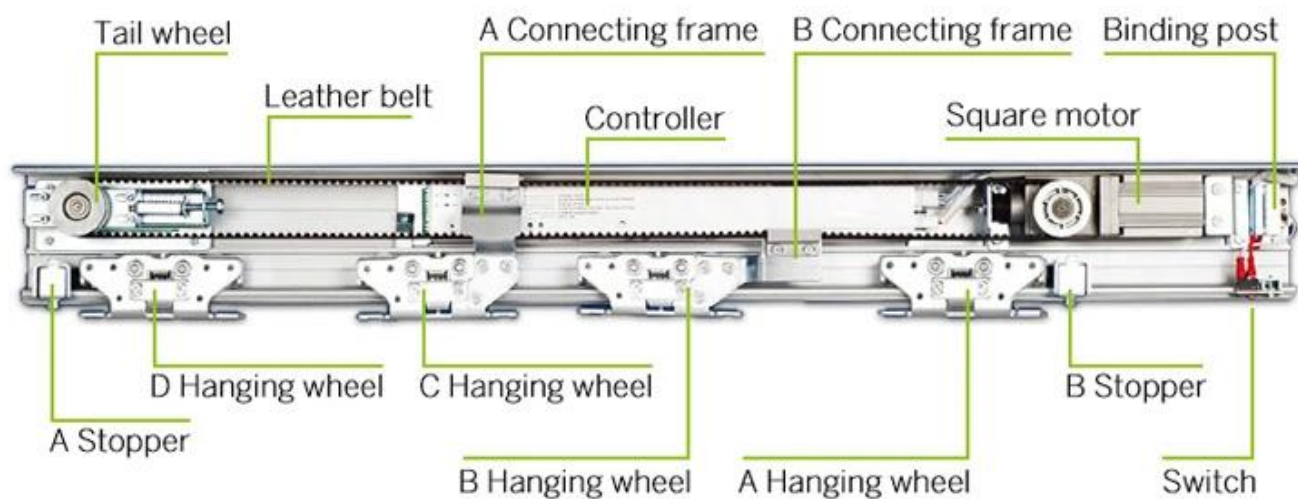


0000 000 000 00, 00 00 00.
 00 00 000 0000 000000. 000 00 0000 000 0 0
 000. ...
 00 00, 0000 000 0 0000.
 00000 DC 00 00. 0 000 00.
 00; 00 00; 000 00 0000 000000.
 000 000 0 0000. 300kg 00 0
 00 00.



Automatic Sliding Door Operator

Aluminum shell / Security anti-leakage switch



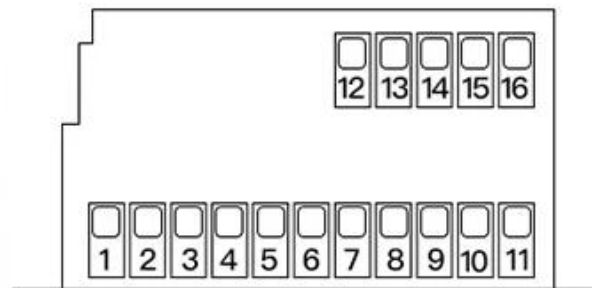


Controller



A: Direction Control
B: Channel Adjustment

D: Opening Speed
E: Slow Movement Distance
in Door Opening
F: Closing Speed

G: Slow Movement Distance
in Door Closing
H: Slow Movement Speed
I: Open Time



1. Safety beam
2. Access Control Signal Input
3. Interlock Input
4. Common Line

5. Interlock Output
6. Common Line
7. 0V
8. 12V Output


9. 0V
10. 24V Back Up Power Supply
11. +12V Lock Output
12~16: Remote Controller Interface

Electric motor

Square motor



Remote Controller



Transmitter

Receiver



A: NC
B: NO
C: Half Open .
D: Normal

Specification	Series	
Door-leaf Type	Single-leaf	Double-leaf
Door-leaf Weight	Max. 150Kg	Max. 150Kg*2
Door-leaf Width	DW=750-1600mm	DW=650-1250mm
Total Width	W=1500-3200mm	W=2600-5000mm
Mounting Type	Surface Mounting	
Power	AC90~240V, 50HZ	
Opening Speed	15~46cm/s (adjustable)	
Closing Speed	13~46cm/s (adjustable)	
Hold-Open Time	0~8S (adjustable)	
Manual Push Force	<40N	<50N
Motor	DC24V Brushless Servo Motor	
Ambient Temperature	-20°C~50°C	
Weight	10.58kg	

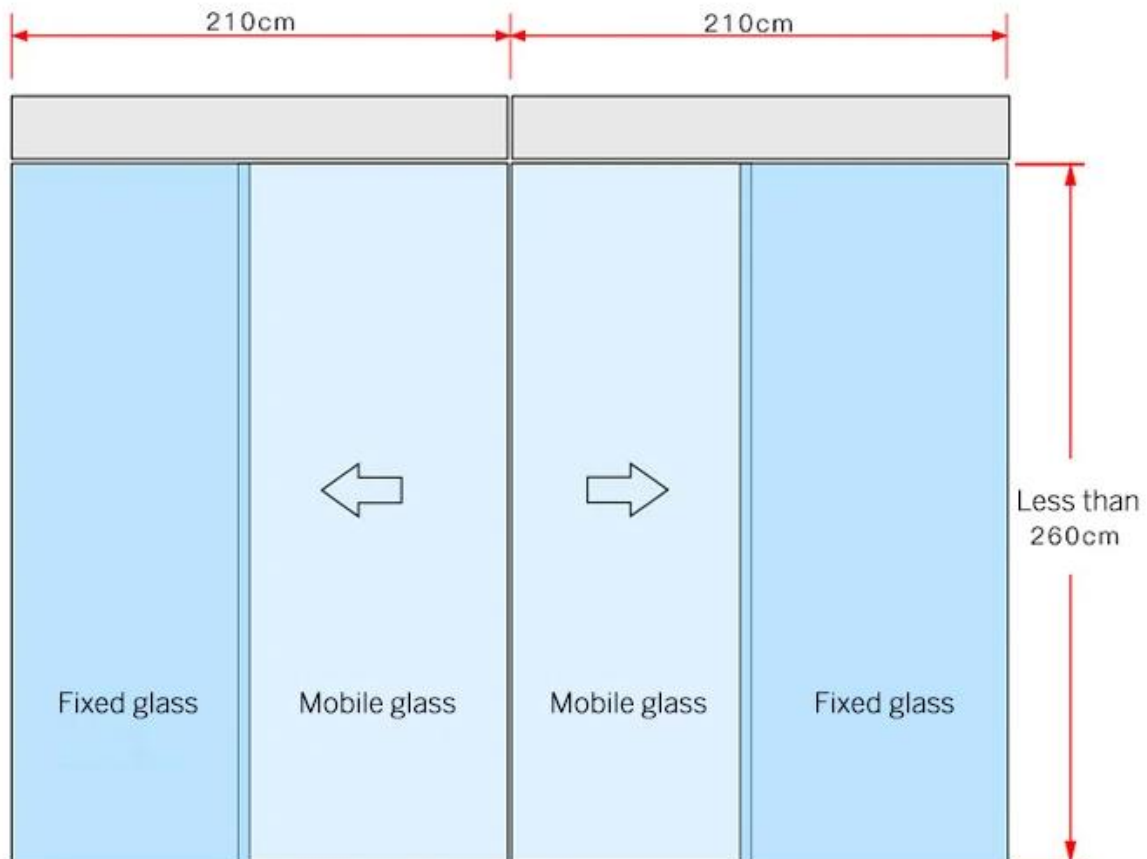
Microwave detector

24.125GHZ microwave sensor module



Installation door size

General door is divided into single open and double open



Installing

Fix slide way with DH+55mm height above the ground

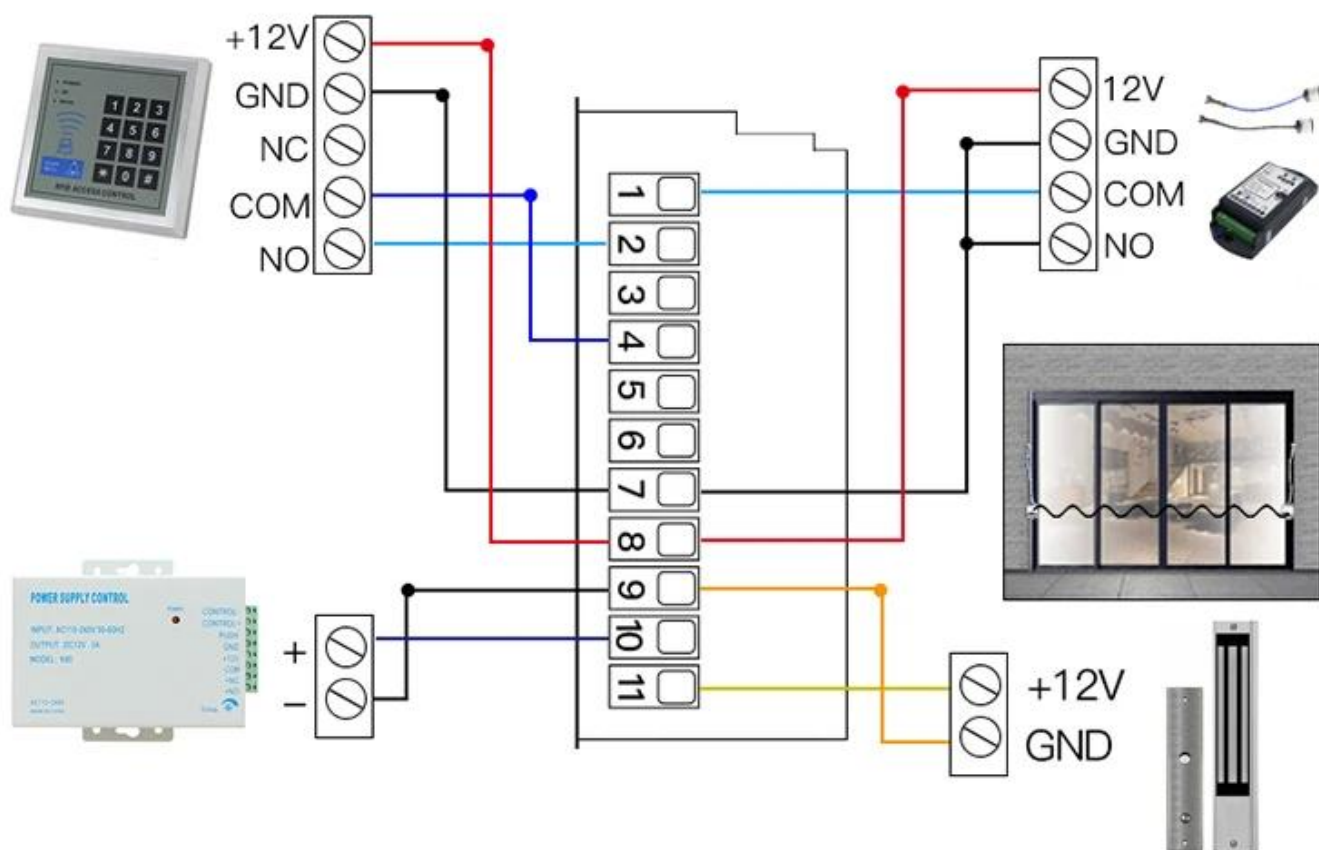
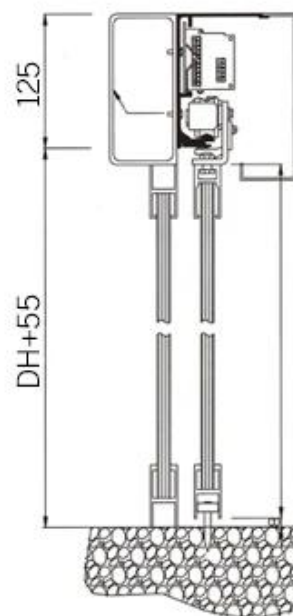
1. Drill holes on slide way and steel structure or wall.
2. Use spirit level to test both ends of slide way.
3. Use two screws to fix two ends of slide way on steel structure or wall temporarily.
4. Revise the level again, then use screw to fix slide way on steel structure or wall finally.



Note:

Must keep slide way horizontal.

DH means the height of swing door-leaf

The height above the slide way is more than 50mm





You May Need

Complete Door Access Control Solution Provider



RFID Card



RFID Key fob



RFID Wristband



RFID Reader



**Long Distance
UHF Reader**



**Access Control
Reader**

WHY CHOOSE US?

- **Long History & High Reputation**

Founded in 1999. Great Creativity Group dedicates in R&D, producing and sale of RFID products and Plastic Card. We own 12,000 square meters factory, 3000 square meters office and 8 branches so far.

- **Advanced Equipments & Ultimate Production Ability**

2 Modern high standard production lines with monthly output 30,000,000 pcs cards.
Brand-new CTP machines and Germany Heidelberg offset printing machines.
10 sets of compounding machines.

- **Self R&D Customization**

Our company offering management application project, equipment application, scheme and personalized RFID end product.

- **Strict Quality Control**

Strict QC System from raw material to finished products.
We have passed certified ISO9001, SGS, ROHS, EN-71, BV etc.
We promise all products will be examined strictly and
we ensure that the products we deliver to you with top quality.

Honers & Certificates

