

Products Description

120LBS electric magnetic door lock with remote control kit system

12V Holding Force 60kg 120lbs Surface Mounted Frameless Glass Door Magnetic Door Lock

Type: 60KG Magnetic lock

Material: Aluminum alloy shell + iron plate

Holding force: 60KG/120lbs

Working Voltage: DC 12V

Working Current: 110mA

Humidity: 0 to 95%

Working Temperature: -10 to 55 Celsius degree

Working mode: power-on to lock, power-off to unlock

Work for single door

Dimension: 80*37*24mm/ 70*33*10mm

Product Parameter Parameter Description

Lock Size : 80x38x25mm

Holding Force : 60kg (100Lbs)

Input Voltage : 12/24VDC Dual Voltage

Suitable for door: Wooden door , Glass door ,Metal door , Fireproof door

Singal Output : Lock singal Status NO/NC/COM/+/-


Feature: Fail Safe, Timer delay, feedback signal, 12V/24VDC dual voltage


LED: Red shows unlocked, Green shows locked

Weight: 0.6kgs

Certification: CE /MA





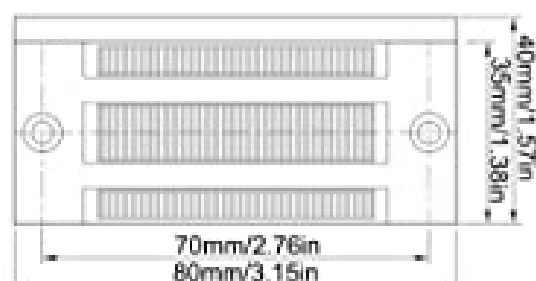




Dimension



Power 12VDC:



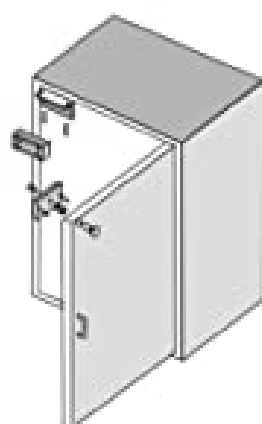
Armature Plate



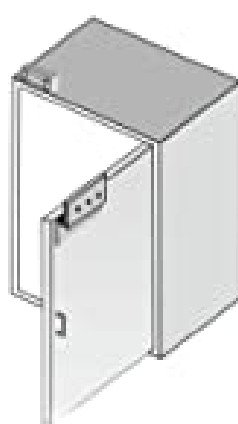
⚠ Caution:

- The screw of armature plate should not be fixed too tight, proper elasticity should be guaranteed for the rubber ring so that the armature plate can adjust itself to the appropriate position.
- Please keep the surface of the lock clean, or the force will be reduced because of the dust, glue or scotch tape on it.

Installation



Demonstration of Standard Installation



Demonstration of Z Bracket Installation



Demonstration of UL Bracket Installation




Related Products



Re: Door Electromagnetic Magnetic EM Lock


				
Model: M60 Magnetic lock 60kg/120lbs	Model: YM180 Magnetic lock 180kg/300lbs	Model: M280 -2Pin Magnetic lock 280kg/600lbs	Model: M350 -2Pin Magnetic lock 350kg/800lbs	Model: M500 -2Pin Magnetic lock 500kg/1200lbs
				
Model: M180N -2Pin Mortise Concealed EM lock 180kg/300lbs	Model: M280N -2Pin Mortise Concealed EM lock 280kg/600lbs	Model: M350N -2Pin Mortise Concealed EM lock 350kg/800lbs	Model: M500N -2Pin Mortise Concealed EM lock 500kg/1200lbs	Model: ACM-280W Outdoor Waterproof Magnetic lock 280kg/600lbs
				
Model: M180D Double Door 180kg/300lbs Magnetic lock	Model: M280D Double Door 280kg/600lbs Magnetic lock	Model: M350D Double Door 350kg/800lbs Magnetic lock	Model: M500D Double Door 500kg/1200lbs Magnetic lock	Model: ACM-500W Outdoor Waterproof Magnetic lock 500kg/1200lbs

RE: Bracket used for Above Brand Magnetic EM Lock




ZL Bracket for
Magnetic EM Lock

Item#	ZL Bracket Dimension
M180ZL	Z bracket: 140*36*36mm
M280ZL M350ZL	L bracket: 250*50*30mm
M500ZL	Z= 185*70*63mm




ZL Bracket for
Magnetic EM Lock

Item#	ZL Bracket Dimension
M180Z	Z bracket: 140*36*36mm
M280Z M350Z	Z bracket: 180*50*50mm
M500Z	Z= 185*70*63mm



U Bracket for
Magnetic EM Lock

Item#	U Bracket Dimension
M180U	U bracket: 182*45*28mm
M280U M350U	L bracket: 140*33*25.5mm



L Bracket for
Magnetic EM Lock

Item#	U Bracket Dimension
M180L	L bracket: 168*38*24mm
M280L M350L	L bracket: 250*50*30mm
M280DL	L bracket For double door magnetic lock 600lbs
M500L	L=265*73*45mm

Whatsapp: +86-14554918707 , E-mail: lilyjiang_06@163.com, sales@goldbridgesz.com ; www.goldbridgesz.com

For More Products Price List and informations , Please contact our sales at sales@goldbridgesz.com, thank you !

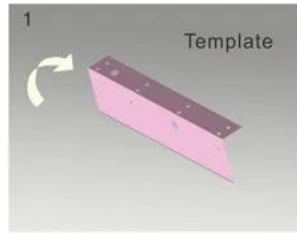
Quality Warranty

- Warranty Service will be honored if the damage is not caused by human, ACM Goldbridge provides 2 years warranty for relative products.
- On the contrary, ACM Goldbridge will charge extra if repair.
- More information, please browse our service center.

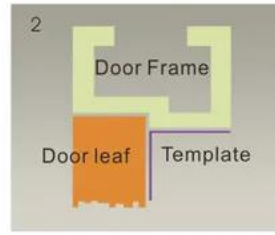
Instalation Diagram

STANDARD INSTALLATION STEPS

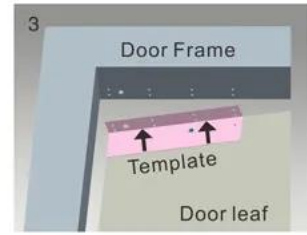
Professional guidance, Rest assured



1 Fold the plate to 90° .



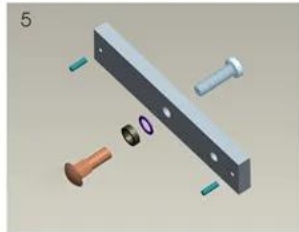
2 Close the door first, then place the upper side of template on door frame, while adjust the left side next to the door leaf.



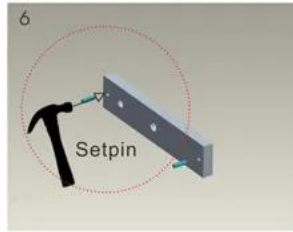
3 Mark screw positions of armature plate and magnetic lock on door leaf and door frame respectively.



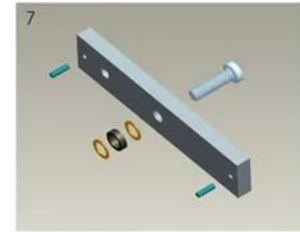
4 Drill holes based on the marked positions.



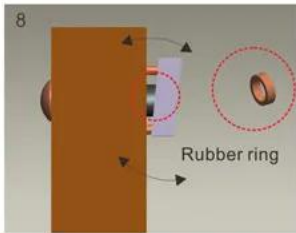
5 Make a combination based on the picture.



6 Strike the pin into the armature plate slightly (to avoid movement).



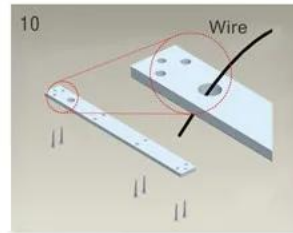
7 Make a combination based on the picture (add washer accordingly). The rubber ring must be added.



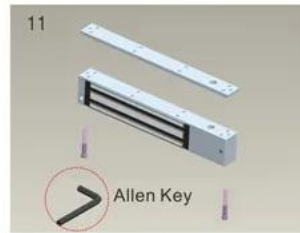
8 Place the rubber ring between armature plate and door leaf.



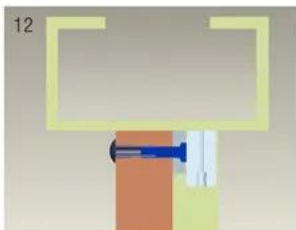
9 Use Allen key to remove the mounting plate from lock body.



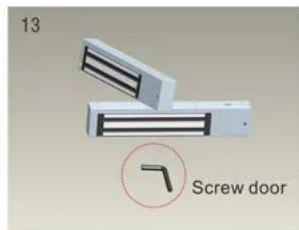
10 Fix the mounting plate on the door frame according to the holes drilled earlier.



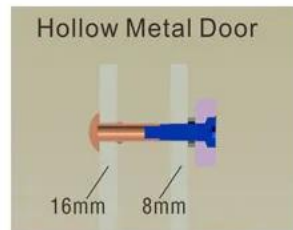
11 Use Allen key to screw the lock body on the mounting plate.



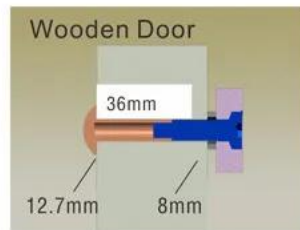
12 Close the door to test holding force. The angle between armature plate and magnetic lock can be adjusted by adding or reducing washers.



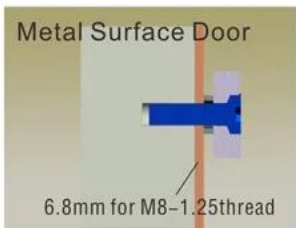
13 After all the appropriate procedures, the holding force can be maximized. Finally, fix the tamper screw.



Hollow Metal Door
Drill a hole
Inside: Diameter is 8mm
Outside: Diameter is 16mm



Wooden Door
Drill a hole
Inside: Diameter is 8mm
Outside: Diameter is 12.7mm



Metal Surface Door
Inside: Drill a hole
diameter is 8mm folding
the plastic straight pin

Notice:

Thickness of Door Leaf:

350LBS: 44mm

600LBS: 50mm

800LBS: 48mm

1200LBS: 46mm

Packing & Delivery

Shipping Way

We have strong cooperation with DHL, FEDEX, TNT, UPS, EMS, Forwarder by SEA and By AIR
You also can choose your own shipping forwarder.

Packaging

Magnetic Lock packaging: 1unit per box, 5pcs per carton,
Carton size : 35*30*16cm , Gross Weight :25kg.



Our Service

- 1, Any inquiries will be replied within 24 hours
- 2, Professional manufacturer and supplier, Welcome to visit our website and our factory
- 3, OEM/ODM Available
- 4, High quality, fashion desing, reasonable & competitive price, fast lead time
- 5, After-sale Service :
 - 1), All products will have been strictly quality checked in house before packing
 - 2), All products will be well packed before shipping
 - 3), All our products have 2-3 year warranty if the damage is not caused by human
- 6, Faster delivery : Around 1~ 5 days for sample order, 7~30 days for bulk order
- 7, Payment : You can pay for the order via : T/T, Western Union, Paypal.
- 8, Shipping: We have strong cooperation with DHL, FEDEX, TNT, UPS, EMS, Forwarder by SEA and By AIR, You also can choose your own shipping forwarder.

FAQ

Q: 1. How can I place an order?

A: Please list your requirement to us via email. Then we will send the offer to you at earliest time, after order confirmation, we will arrange production ASAP.

Q: 2. What about the payment and shipment?

A: TT/T, Paypal, Western Union.

Clients can choose by sea, air or express (DHL, FedEx, TNT UPS etc.)

Q: 3. How can i get a sample to check your quality?

A: We could provide free sample to you, and the freight cost paid by you.

Q: 4. How long can I expect to get the samples?

A: It depends on the quantity. Normally 3-7 days for 5000pcs and 7-15 days for 100,000pcs

Q: 5. Can your products be customized?

A: Almost all of your products are customized, including the material, size, thickness and printing. OEM orders are highly welcome.

Q: 6. Are you a trading company or factory?

We are one of the biggest manufacturers of RFID cards/NFC tags/RFID keybods/RFID wristbands/RFID reader and access control products in China more than 20 years.

20⁺ YEARS EXPERIENCE OEM & ODM

ACCESS CONTROL SYSTEMS ONE STOP SOLUTION PROVIDER

Goldbridge is Top 10 China Manufacture On Alibaba, Specializes In Provide Kinds Of RFID/NFC Cards, FID Tags, RFID Card Reader, UHF Reader, Access Control System, Electromagnetic Locks, etc Since 1999



Customized
Services



Quality
Assurance



Fast
Delivery



Best After-
Sales Service

OUR FACTORY



Access Control and RFID Reader Production Line:

- Monthly production quantity is up to 50,000pcs, We are Provides OEM&ODM services including product research and development, LOGO printing, customized.etc



Electromagnetic lock & Smart Door Lock Production Line :

- Monthly production quantity is up to 100,000pcs,
- Our factory is built with modern manufacture environment, facilities, equipment and professional operation technicians.
- Goldbridge Provides OEM&ODM services including product research and development, LOGO printing and product box customized.



RFID & NFC Cards & Tags Production Line :

- RFID Tag, Wristband, Keyfob: 11,000,000pcs (monthly output)
- Four Production Lines For Smart Card, PVC Card, Prelam Sheet: 20,000,000pcs (monthly output)
- Goldbridge Provides OEM&ODM services for LOGO printing, development, customized.

ADVANTAGE

WHY CHOOSE US?

- FAST DELIVERY** Faster delivery by air by express. (DHL, UPS or Fedex)
- LONG HISTORY** 20 years experience in RFID & Access Control industry
- OEM ACCEPTABLE** 20 years OEM&ODM experience for 1000 + VIP client from US and Europe
- HIGH QUALITY** Design and manufacture high quality products with 30 R&D; engineers.

APPLICATION

Bus, supermarket, school, government, hospital, factory



CERTIFICATE



