

Product Description



280kg 600lbs Security Electric Magnetic Wooden Glass Door Lock

Magnetic lock with 600lbs (280kg) holding force for single door

P
a
P
a
m
e
t
e
r
D
a
s
a
m
e
p
e
r
o
n
2
5
0
*
4
4
5
*
i
2
5
e
m
::
m

19 Laxringa
45 Wpxl
HfHe(imm)
028kn(gflbbsc)
12 / 2 A V D C D u h t v g e t a g e

W
o
o
d
d
e
n
d
o
o
r
,
G
l
a
s
s
a
n
d
b
l
a
s
t
e
r
,
F
i
r
e
p
r
o
o
f
d
o
o
r

F
e
e
d
b
a
c
k
s
i
g
n
a
l
S
t
r
e
n
g
t
h
O
u
r
r
e
s
p
o
n
s
e
t
i
m
e
s
t
a
y
:
N
O
/
N
C
/
C
O
M
/
+
/
-

F
a
i
l
S
a
f
e
,
T
i
m
e
r
d
e
l
a
y
,
f
e
e
d
b
a
c
k
s
i
g
n
a
l
,
1
2
V
/
2
4
V
D
C
d
u
a
l
v
o
l
t
a
g
e

R
e
d
s
h
o
w
s
u
n
l
o
c
k
e
d
E
D
G
r
e
e
n
s
h
o
w
s
l
o
c
k
e
d
W
e
i
l
d
i
n
g
s
:
C
e
r
t
i
f
i
c
a
t
e
:
M
e
a
t
i
o
n
:

Product Advanatge


- Collinear Load Test 280kg, 600pounds.
- Dual Voltage 12 or 24 VDC(optional).
- The Standard Voltage is 12VDC when Finished.
- MOV Provides Reverse Current Protection.
- Suitable For Wooden Door,Glass Door,Metal Door,Fireproof Door.
- LED Indicates the door Status.
- Lock Status sensor(NO/NC/COM)
- Door Status sensor(NO/NC/COM)
- Anti-Residual Magnetism Designed.
- High Strength Material,Anodized Aluminum Housing.
- Design without Mechanical Failure.
- Increase the holding Force,Dual Insulative Housing.
- CE Certificate by European Union,MA Certificate by China Public Security Office

Detailed Images , OEM/ODM available



Our lock is with LED light to show the working statue , light is green when it locked , Red when unlocked . The light statue can be changed .

ACM-Y280 is with signal output . The PCB board can be customized . We can make the lock with 12v&24v dual voltage and with 7 wire connection . Following photo is the PCB board optional .If you want to customize the lock ,please tell us your detail request , we will send your detail quotation after knowing all your requirement .



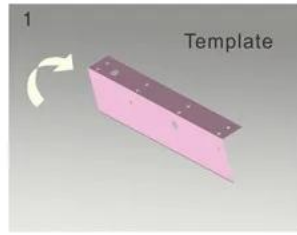
Quality Warranty

- Warranty Service will be honored if the damage is not caused by human, ACM Goldbridge provides 2 years warranty for relative products.
- On the contrary, ACM Goldbridge will cahрге extra if repair.
- More information, please browse our service center.

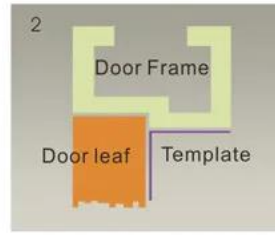
Instalation Diagram

STANDARD INSTALLATION STEPS

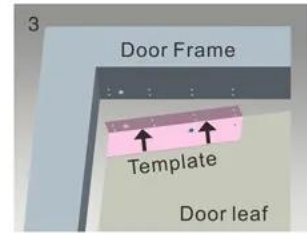
Professional guidance, Rest assured



1 Fold the plate to 90° .



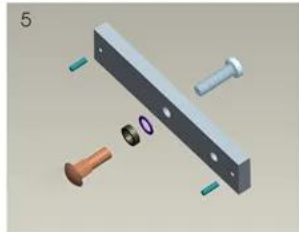
2 Close the door first, then place the upper side of template on door frame, while adjust the left side next to the door leaf.



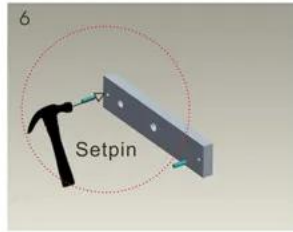
3 Mark screw positions of armature plate and magnetic lock on door leaf and door frame respectively.



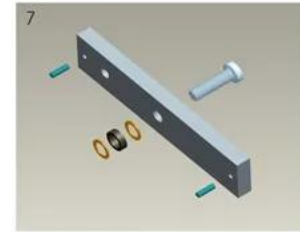
4 Drill holes based on the marked positions.



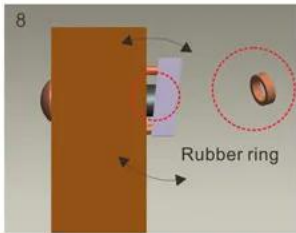
5 Make a combination based on the picture.



6 Strike the pin into the armature plate slightly (to avoid movement).



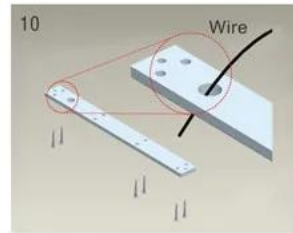
7 Make a combination based on the picture (add washer accordingly). The rubber ring must be added.



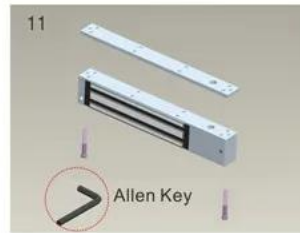
8 Place the rubber ring between armature plate and door leaf.



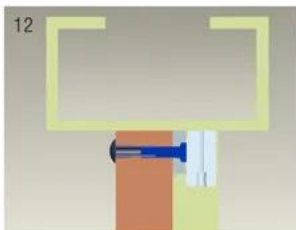
9 Use Allen key to remove the mounting plate from lock body.



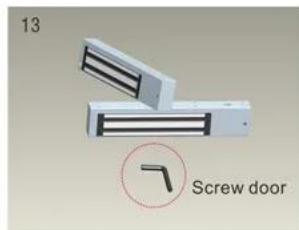
10 Fix the mounting plate on the door frame according to the holes drilled earlier.



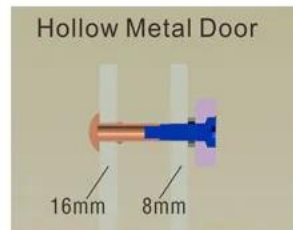
11 Use Allen key to screw the lock body on the mounting plate.



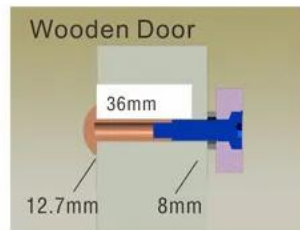
12 Close the door to test holding force. The angle between armature plate and magnetic lock can be adjusted by adding or reducing washers.



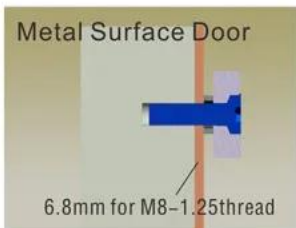
13 After all the appropriate procedures, the holding force can be maximized. Finally, fix the tamper screw.



Hollow Metal Door
Drill a hole
Inside: Diameter is 8mm
Outside: Diameter is 16mm



Wooden Door
Drill a hole
Inside: Diameter is 8mm
Outside: Diameter is 12.7mm



Metal Surface Door
Inside: Drill a hole diameter is 8mm folding the plastic straight pin

Notice:

Thickness of Door Leaf:

350LBS: 44mm

600LBS: 50mm

800LBS: 48mm

1200LBS: 46mm

Packing & Delivery

Shipping Way

We have strong cooperation with DHL, FEDEX, TNT, UPS, EMS, Forwarder by SEA and By AIR
You also can choose your own shipping forwarder.

Packaging

Magnetic Lock packaging: 1unit per box, 12pcs per carton,
Carton size : 54.3*13.5*19.3cm , Gross Weight :25kg. 50 cartons per pallet



Related Products



ACM-Y280N

Backplate magnetic lock
(280kgs/600lbs) Suitable For:
Wooden Door, Glass Door, Metal
Door, Fire| Proof Door

ACM-Y180

Surface mounted (180kg/300lbs)
magnetic lock 2Bolts Fail
safe.Suitable For: Wooden Door,

Glass Door, Metal Door, Fire Proof Door.

ACM-Y280

280kg(600lbs) Single Door magnetic Lock Suitable For: Wooden Door, Glass Door, Metal Door, Fire Proof Door.



ACM-Y350

Single Door Magnetic Lock
350kgs(800lbs) Suitable For:
Wooden Door, Glass Door, Metal
Door, Fire Proof Door.

ACM-Y500

Single Door Magnetic Lock
500kgs(1000lbs) Suitable For:
Wooden Door, Glass Door, Metal
Door, Fire Proof Door.

ACM-Y280-W

Single Door Magnetic Lock
280kgs(600lbs) Waterproof.Suitable
For: Wooden Door, Glass Door, Metal
Door, Fire Proof Door.

You may need





ACM-Y100S

Electric Bolt Lock (5PIN) Fail safe
electric bolt with magnetic feature

ACM-Y130

Electric strike Lock (NC/NOOptional)
Lock Size : 110x28x31mm

ACM-Y066

Intelligent Smart Lock (motor lock)
Lock size: 130x98x41mmWorking

[Click here](#) to order and have your FREE SAMPLE in 3 days!!!

We are professional comprehensive security access control products supplier with 20 years experience, we make sure to offer the best solution of access control system solution! So, send your inquiry details in the below, click "Send" now!

We are looking forward to forming successful business relationships with new clients around the world in the future.

Bracket Need with Door Magnetic Lock





ACM-Y280-L

L Bracket for 280kg/350kg Magnetic Lock

ACM-Y280Z

Z Bracket for 280kg Magnetic Lock

ACM-Y280-ZL

ZL Bracket for 280Kg/350Kg Magnetic Lock



Our Service

- 1, Any inquires will be replied within 24 hours
- 2, Professional manufacturer and supplier, Welcome to visit our website and our factory
- 3, OEM/ODM Available
- 4, High quality, fashin desing, reasonable & competitive price, fast lead time
- 5, After-sale Service :
 - 1), All products will have been strictly quality checked in house before packing
 - 2), All products will be well packed before shipping
 - 3), All our products have 2-3 year warranty if the damage is not caused by human
- 6, Faster delivery : Around 1~ 5 days for sample order, 7~30 days for bulk order
- 7, Payment : You can pay for the order via : T/T, Western Union, Paypal,
- 8, Shipping: We have strong cooperation with DHL, FEDEX, TNT, UPS, EMS, Forwarder by SEA and By AIR, You also can choose your own shipping forwarder.