



Glass door Electro maglock for fail safe access control Electric magnetic door lock with 500kg holding force for interior doors

Magnetic lock with 1000 lbs (500 kg) holding force for single door

P
a
P
a
m
d
t
e
t
p
e
s
a
m
e
p
e
r
o
n

2
6
5
B
k
ø
ø
W
x
B
ø
H
(
m
m
)
1
9
L
A
x
r
l
m
g
a
t
t
x
u
4
r
5
e
W
p
x
l
a
t
H
(
m
m
)
H
o
b
H
g
h
g
F
b
s
ø
e
:

D
u
a
l
i
p
h
t
a
g
e
1
2
g
2
4
V
D
C

Woodendoor, Glassdoor, Metaldoor, Firedoor

B
l
o
c
k
s
i
n
g
l
i
n
e
s
g
r
a
p
h
i
c
a
l
p
r
o
c
e
s
s
i
n
g
b
o
d
y
i
n
c
o
m
p
u
t
i
n
g
/

F
a
i
l
S
a
f
e
,
t
i
m
e
r
d
e
l
a
y
,
C
h
a
n
b
a
t
k
s
i
g
n
a
t
e
;
d
u
a
l
v
o
l
t
a
g
e
1
2
V
/
2
4
V
D
C

Red shows unlocalizable dead shows locked Weighing : Certificate / MAT : ion :

Advanatge product


- Collinear load test 500kg, 1000lbs.
- Dual voltage 12 or 24 VDC (optional).
- Standard voltage is 12VDC when finished.
- MOV provides reverse current protection.
- Suitable for wooden doors, glass doors, metal doors, fire doors.
- LED Indicates the status of the door.
- Block status sensor (NO / NC / COM)
- Door status sensor (NO / NC / COM)
- Anti-residue magnetism designed.
- High strength material, anodized aluminum housing.
- Design without mechanical failures.
- Increase the holding force, double insulated housing.
- CE certified by the European Union, MA certified by the Chinese Public Security Office

Detailed pictures, OEM / ODM available



Our lock is with LED light to show the working statue, the light is green when locked, red when unlocked . The glowing statue can be changed.

ACM-Y500 has a signal output. The PCB board can be customized. We can make the lock with dual voltage 12v and 24v and with 7-wire connection. The following photo is the optional PCB board.If you want to customize the lock, please tell us your detail request, we will send your detailed quotation after knowing all your needs.



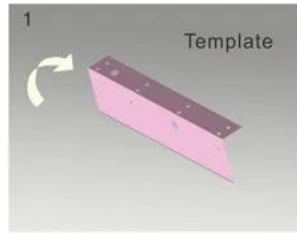
Quality assurance

- Warranty service will be honored if the damage is not caused by people, ACM Goldbridge provides 2 years warranty for related products.
- On the contrary, ACM Goldbridge will require extra in case of repair.
- More information, please consult our service center.

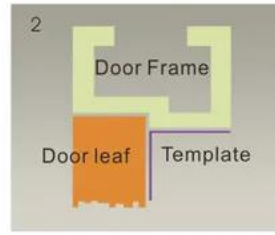
Installation diagram

STANDARD INSTALLATION STEPS

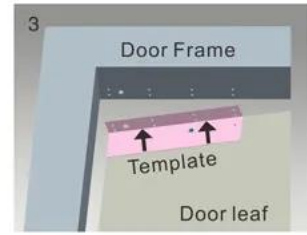
Professional guidance, Rest assured



1 Fold the plate to 90° .



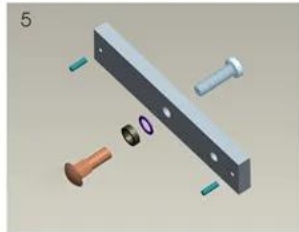
2 Close the door first, then place the upper side of template on door frame, while adjust the left side next to the door leaf.



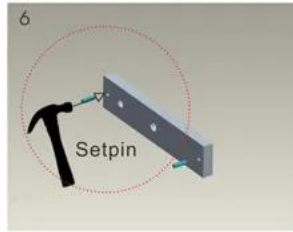
3 Mark screw positions of armature plate and magnetic lock on door leaf and door frame respectively.



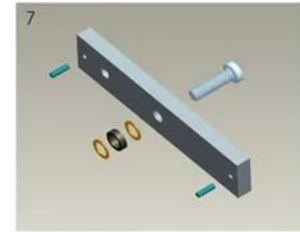
4 Drill holes based on the marked positions.



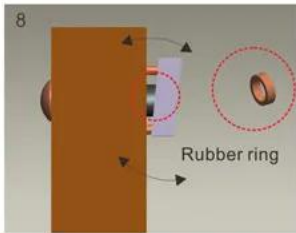
5 Make a combination based on the picture.



6 Strike the pin into the armature plate slightly (to avoid movement).



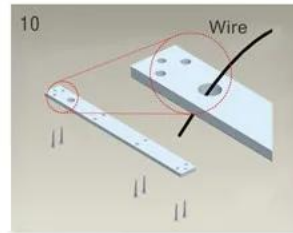
7 Make a combination based on the picture (add washer accordingly). The rubber ring must be added.



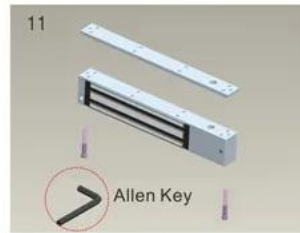
8 Place the rubber ring between armature plate and door leaf.



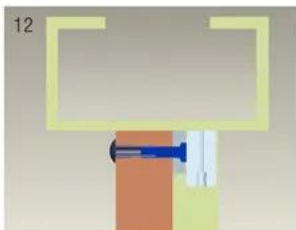
9 Use Allen key to remove the mounting plate from lock body.



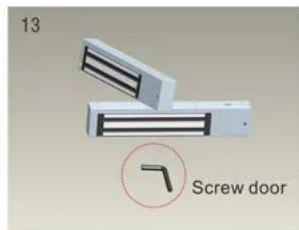
10 Fix the mounting plate on the door frame according to the holes drilled earlier.



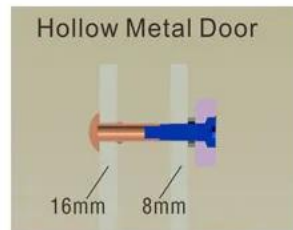
11 Use Allen key to screw the lock body on the mounting plate.



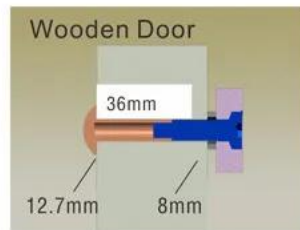
12 Close the door to test holding force. The angle between armature plate and magnetic lock can be adjusted by adding or reducing washers.



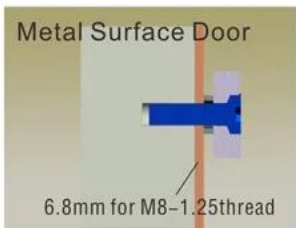
13 After all the appropriate procedures, the holding force can be maximized. Finally, fix the tamper screw.



Hollow Metal Door
Drill a hole
Inside: Diameter is 8mm
Outside: Diameter is 16mm



Wooden Door
Drill a hole
Inside: Diameter is 8mm
Outside: Diameter is 12.7mm



Metal Surface Door
6.8mm for M8-1.25thread
Inside: Drill a hole
diameter is 8mm folding
the plastic straight pin

Notice:

Thickness of Door Leaf:

350LBS: 44mm

600LBS: 50mm

800LBS: 48mm

1200LBS: 46mm

Packaging and delivery

Shipping way

We have strong cooperation with DHL, FEDEX, TNT, UPS, EMS, Forwarder by SEA and By AIR
You can also choose your own forwarder.

Packaging

Magnetic lock packaging: 1 unit per box, 6 pcs per carton,
Carton size: 35 * 30 * 20cm, gross weight: 24kg. 50 cartons per pallet



You may need



ACM-Y280N

Magnetic Back Plate Lock (280kg / 600lbs) Suitable for: wooden door, glass door, metal door, fire | Proof port

ACM-Y180

Surface mount magnetic lock (180kg / 300lbs) 2 bolt fail-safe. Suitable for: wooden door, glass door, metal door, fire door.

ACM-Y280

280kg (600lb) single door magnetic lock suitable for: wooden door, glass door, metal door, fire door.



ACM-Y280-L

L-bracket for 280 kg / 350 kg magnetic lock

ACM-Y180ZL

ZL bracket for 180kg / 300lbs magnetic lock

ACM-Y280-ZL

ZL bracket for 280Kg / 350Kg

magnetic lock

Our service

- 1, All inquiries will be answered within 24 hours
- 2, professional manufacturer and supplier, welcome to visit our website and factory
- 3, OEM / ODM available
- 4, high quality, fashion design, reasonable and competitive price, fast delivery time
- 5, after-sales service:
 - 1), All products will have been strictly checked in house before packing
 - 2), All products will be well packed before shipping
 - 3), All of our products have 2-3 years warranty if the damage is not caused by man
- 6, faster delivery : About 1 ~ 5 days for sample order, 7 ~ 30 days for bulk order
- 7, payment: You can pay for the order via: T / T, Western Union, Paypal.
- 8, Shipping: We have strong cooperation with DHL, FEDEX, TNT, UPS, EMS, Forwarder by SEA and By AIR, you can also choose your own forwarder.

FAQ

Q: 1. How can I place an order?

A: Please indicate your needs by email. Then we will send you the offer as soon as possible, after your order is confirmed, we will arrange the production as soon as possible.

Q: 2. What about the payment and shipping?

A: Trade assurance and T / T, Paypal, Western Union.
Customers can choose by sea, air or express (DHL, FedEx, TNT UPS etc.)

Q: 3. How can I get a sample to check the quality?

A: We could provide you with free sample and the freight cost paid by you.

Q: 4. How long can I expect to get the samples?

A: It depends on the quantity. Normally 3-7 days for 5000 pieces and 7-15 days for 100,000 pieces

Q: 5. Can your products be customized?

A: Almost all of your products are customized, including matter, size, thickness and printing. OEM orders are welcome.

Q: 6. Are you a trading company or a factory?

We are one of the largest manufacturers of RFID card / NFC tag / RFID keybod / RFID bracelet, rfid reader and access control products in China for more than 20 years.