

Product Description



High-Quality Automatic Door Closer With Remote Control No handle

1. An advanced and reliable microprocessor controller is applied.
2. Brushless motor with self-locking, a long life span, and energy conservation.
3. Opening & Closing Speed adjustable.
4. Automatic/Lock/One Way/Half-open/Hold-open status can be set by remote key.
5. Opening and closing smooth with low noise.
6. Safety interlock and electric lock function.
7. Support multiple access control systems and Fire Alarm System
8. Auto-Reverse

Products Feature

automatic door opener is low energy automatic with a swing door opener that is activated by push buttons. This system operates in both automatic and manual modes, it makes the electronic door opener and closer highly adapts to voltage fluctuations between 110 or 220VAC $\pm 10\%$, More energy-saving and durable than an ordinary single input voltage. The simple yet secure system for areas such as offices, hospitals, elderly homes, banks, commercial locations, and much more.

It supports 2ways working mode:

1. standalone access controller, connect it to power, power on, then we could open it by remote control and close it automatically
2. Connect it with RFID door access control systems, Enter by Face, RFID, Pincode or Finger, and exit Non-

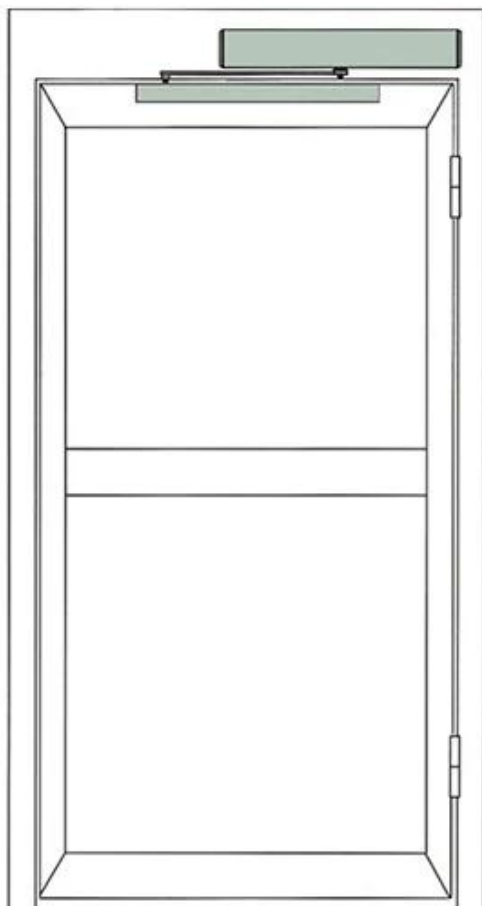
touch button.

Intelligent Automatic Flat Door system




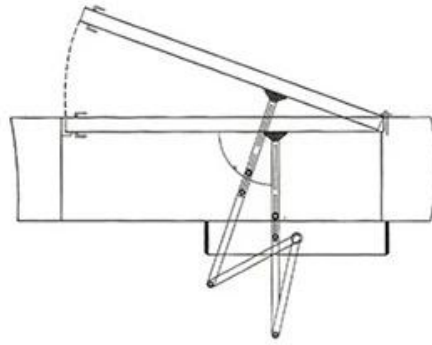
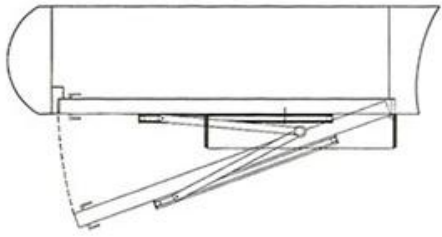
— Installation mode —

Pull-arm mounting: Suitable for
door wing opening inward
(drive system inside)



Push Arm Installation: Suitable for
door wing opening outward
(drive system inside)





Dimensions(mm)




Pull arm



Push arm



Packing box



Quality Warranty

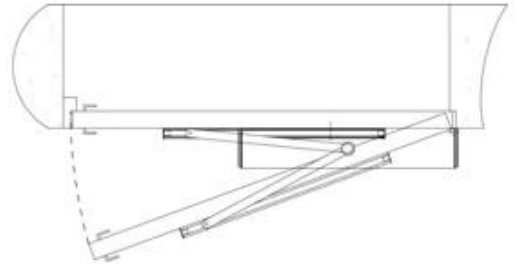
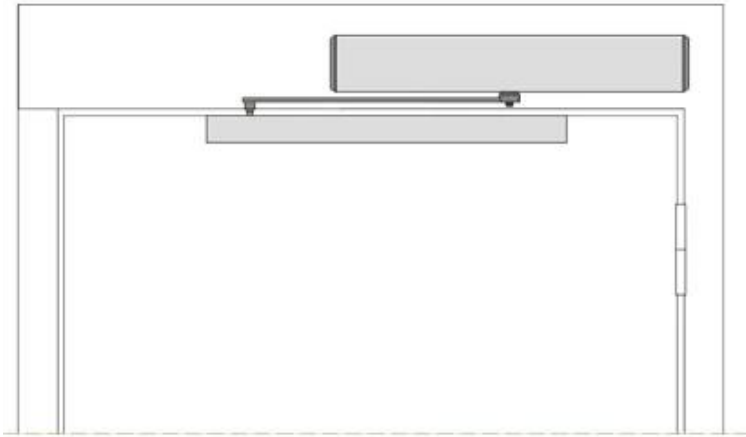
- Warranty Service will be honored if the damage is not caused by human, ACM Goldbridge provides 2 years warranty for relative products.
- On the contrary, ACM Goldbridge will charge extra if repair.
- More information, please browse our service center.

Installation Diagram

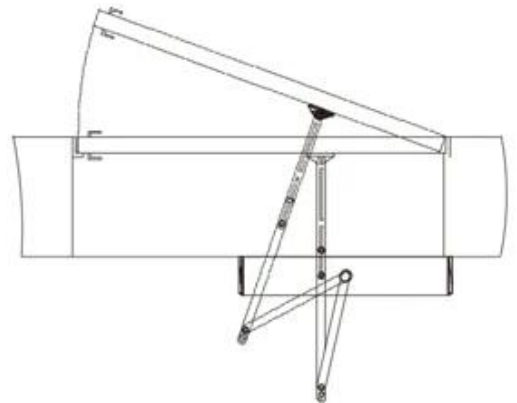
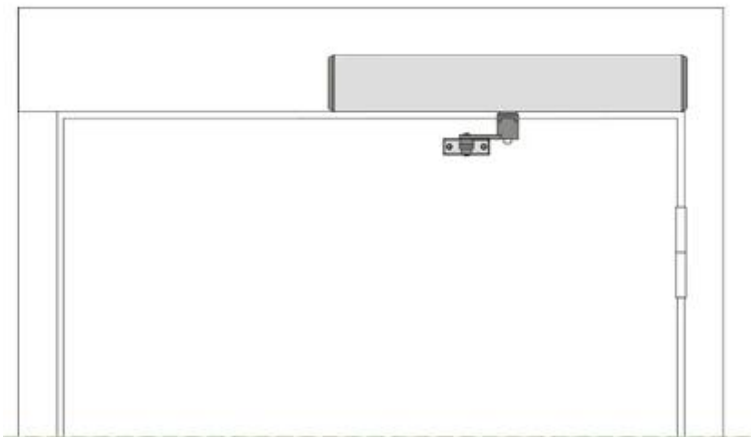
Installation Example

Installation example

Pull-arm mounting: Suitable for door wing opening inward (drive system inside)



Push Arm Installation: Suitable for door wing opening outward (drive system inside)



Related Products

We are professional comprehensive security access control products supplier with 20 years experience, we make sure to offer the best solution of access control system solution! So, send your inquiry details in the below, click "Send" now!

Recommended by seller

You May Need

Complete Door Access Control Solution Provider



RFID Card



RFID Key fob



RFID Wristband



RFID Reader



**Long Distance
UHF Reader**



**Access Control
Reader**

WHY CHOOSE US?

- **Long History & High Reputation**

Founded in 1999. Great Creativity Group dedicates in R&D, producing and sale of RFID products and Plastic Card. We own 12,000 square meters factory, 3000 square meters office and 8 branches so far.

- **Advanced Equipments & Ultimate Production Ability**

2 Modern high standard production lines with monthly output 30,000,000 pcs cards.
Brand-new CTP machines and Germany Heidelberg offset printing machines.
10 sets of compounding machines.

- **Self R&D Customization**

Our company offering management application project, equipment application, scheme and personalized RFID end product.

- **Strict Quality Control**

Strict QC System from raw material to finished products.
We have passed certified ISO9001, SGS, ROHS, EN-71, BV etc.
We promise all products will be examined strictly and
we ensure that the products we deliver to you with top quality.

Honers & Certificates

