

## Ürün Açıklaması

### Çift Kapılı Manyetik LED Kilit 300 lbs

Çift Kapılı Manyetik LED Kilit 300 lbs Manyetik blok

## Electromagnetic Lock



**High Quality and Security 180kg  
300lbs Surface Mounted Single  
Doors Electric Magnetic Lock  
for Access Control Smart Lock**

**Magnetic lock with 300lbs (180kg)  
holding force for single door**

| Product Parameter  | Parameter Description   |
|--------------------|---|
| Lock Size :        | 170x40x21mm   |
| Armature plate:    | 190Lx190Lx45Wx11H(mm)   |
| Holding Force :    | 180kg (300Lbs)  |
| Input Voltage :    | 12/24VDC Dual Voltage   |
| Suitable for door: | Wooden door , Glass door ,Metal door , Fireproof door           |
| Singal Output :    | Lock singal Status NO/NC/COM/+/-                                |
| Feature:           | Fail Safe, Timer delay, feedback signal, 12V/24VDC dual voltage |
| LED:               | Red shows unlocked, Green shows locked                          |
| Weight:            | 1.4kgs  |
| Certification:     | CE /MA  |

# Product Description



# STANDARD INSTALLATION STEPS

Professional guidance, Rest assured



1 Fold the plate to 90° .



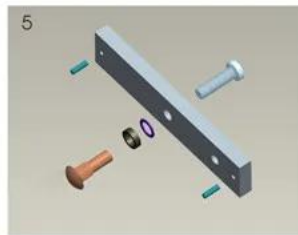
2 Close the door first, then place the upper side of template on door frame, while adjust the left side next to the door leaf.



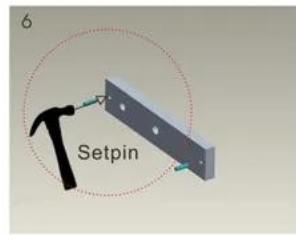
3 Mark screw positions of armature plate and magnetic lock on door leaf and door frame respectively.



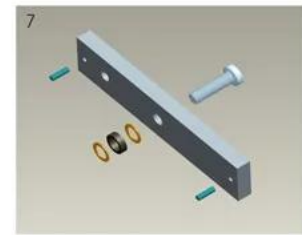
4 Drill holes based on the marked positions.



5 Make a combination based on the picture.



6 Strike the pin into the armature plate slightly (to avoid movement).



7 Make a combination based on the picture (add washer accordingly). The rubber ring must be added.



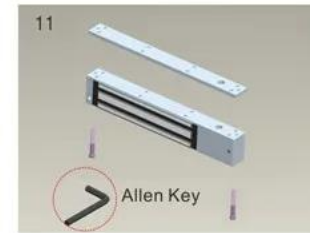
8 Place the rubber ring between armature plate and door leaf.



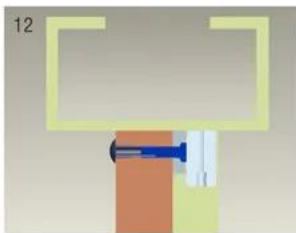
9 Use Allen key to remove the mounting plate from lock body.



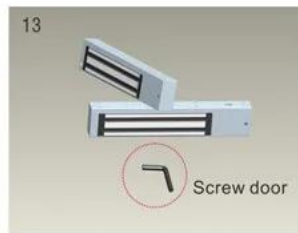
10 Fix the mounting plate on the door frame according to the holes drilled earlier.



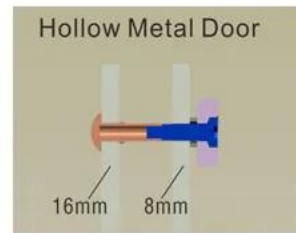
11 Use Allen key to screw the lock body on the mounting plate.



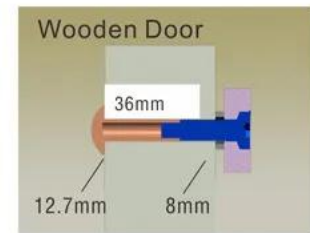
12 Close the door to test holding force. The angle between armature plate and magnetic lock can be adjusted by adding or reducing washers.



13 After all the appropriate procedures, the holding force can be maximized. Finally, fix the tamper screw.



Hollow Metal Door  
Drill a hole  
Inside: Diameter is 8mm  
Outside: Diameter is 16mm



Wooden Door  
Drill a hole  
Inside: Diameter is 8mm  
Outside: Diameter is 12.7mm



Metal Surface Door  
6.8mm for M8-1.25thread  
Inside: Drill a hole diameter is 8mm folding the plastic straight pin

## Notice:

Thickness of Door Leaf:

350LBS: 44mm

600LBS: 50mm

800LBS: 48mm

1200LBS: 46mm

## Packing & Delivery



### Shipping Way

We have strong cooperation with DHL, FEDEX, TNT, UPS, EMS, Forwarder by SEA and By AIR You also can choose your own shipping forwarder.

#### Packaging

Magnetic Lock packaging: 1unit per box, 10pcs per carton,

Carton size : 26\*26\*10cm , Gross Weight :46kg. 50 cartons per pallet

## Servisimiz

- 1, Tüm sorular 24 saat içinde cevaplandırılacaktır.
- 2, profesyonel üretici ve tedarikçi, web sitemizi ve fabrikamızı ziyaret etmenizi bekliyoruz
- 3, OEM / ODM mevcuttur
- 4, yüksek kalite, fashin tasarımı, makul ve rekabetçi fiyat, hızlı teslimat süresi
- 5, satış sonrası servis:
  - 1), Ambalajlamadan önce tüm ürünler kesinlikle evde kontrol edilecektir.
  - 2), tüm ürünler göndermeden önce iyi paketlenmiş olacak
  - 3), tüm ürünlerimiz, hasarın insan kaynaklı olmaması durumunda 2-3 yıl garantilidir.
- 6, daha hızlı teslimat : Örnek sipariş için yaklaşık 1 ~ 5 gün, toplu sipariş için 7 ~ 30 gün
- 7, ödeme: Sipariş için ödeme yapabilirsiniz: T / T, Western Union, Paypal
- 8, Nakliye: DHL, FEDEX, TNT, UPS, EMS, SEA ve AIR ile Forwarder ile güçlü bir işbirliğimiz var, ayrıca kendi ileticinizi de seçebilirsiniz.